



USAID | GHANA
FROM THE AMERICAN PEOPLE

SUSTAINABLE FISHERIES MANAGEMENT PROJECT (SFMP) POST-HARVEST PROCESSING STOVE PERFORMANCE REPORT

THE
UNIVERSITY
OF RHODE ISLAND
GRADUATE SCHOOL
OF OCEANOGRAPHY



Hen Mpoano



SNV

 **SSG ADVISORS**



SPS

SPATIAL SOLUTIONS

This publication is available electronically on the Coastal Resources Center's website at http://www.crc.uri.edu/projects_page/ghanasfmp/

For more information on the Ghana Sustainable Fisheries Management Project, contact:

USAID/Ghana Sustainable Fisheries Management Project

Coastal Resources Center

Graduate School of Oceanography

University of Rhode Island

220 South Ferry Rd.

Narragansett, RI 02882 USA

Tel: 401-874-6224 Fax: 401-874-6920 Email: info@crc.uri.edu

Citation: Entee S, Post-harvest Processing Stove Performance Report. The USAID/Ghana Sustainable Fisheries Management Project (SFMP). Narragansett, RI: Coastal Resources Center, Graduate School of Oceanography, University of Rhode Island and Netherlands Development Organization. GH2014_ACT015_SNV. 39 pp.

Authority/Disclaimer:

Prepared for USAID/Ghana under Cooperative Agreement (AID-641-A-15-00001) awarded on October 22, 2014 to the University of Rhode Island and entitled; the USAID/Ghana Sustainable Fisheries Management Project (SFMP).

This document is made possible by the support of the American People through the United States Agency for International Development (USAID). The views expressed and opinions contained in this report are those of the SFMP team and are not intended as statements of policy of either USAID or the cooperating organizations. As such, the contents of this report are the sole responsibility of the SFMP Project team and do not necessarily reflect the views of USAID or the United States Government.

Detailed Partner Contact Information:
USAID/Ghana Sustainable Fisheries Management Project (SFMP)
10 Obodai St., Mempeasem, East Legon, Accra, Ghana

Brian Crawford	brian@crc.uri.edu
Najih Lazar	nlazar@uri.edu
Patricia Mensah	patriciaba.mensah@gmail.com
Bakari Nyari	hardinyari@gmail.com
Don Robadue, Jr.	don@crc.uri.edu

Kofi. Agbogah kofi.agbogah@gmail.com	(802) 735-1162
Stephen Kankam Stephenkankam@hotmail.com	Amanda Childress achildress@snvworld.org
Hen Mpoano 38 J. Cross Cole St. Windy Ridge, Takoradi, Ghana 233 269 786 540	SNV Netherlands Development Organisation #161, 10 Maseru Road, E. Legon, Accra, Ghana 233 30 701 2440

Donkris Mevuta Kyei Yamoah info@fonghana.org Friends of the Nation Parks and Gardens Adiembra-Sekondi, Ghana <u>233</u> 312 046 180	Victoria C. Koomson cewefia@yahoo.com CEWEFIA B342 Bronyibima Estate Elmina, Ghana 233 <u>024</u> 427 8377
---	---

Peter Owusu Donkor Spatial Solutions powusu-donkor@spatialdimension.net #3 Third Nautical Close, Nungua Accra, Ghana <u>233</u> 020 463 4488	Lydia Sasu daawomen@gmail.com DAA Darkuman Junction, Kaneshie Odokor Highway, Accra, Ghana <u>233</u> 302 315894
---	---

Thomas Buck tom@ssg-advisors.com SSG Advisors 182 Main Street Burlington, VT 05401	Gifty Asmah giftyasmah@Daasgift.org Daasgift Headmaster residence, Sekondi College Sekondi, Western Region, Ghana 233 243 326 178
--	--

For additional information on partner activities:

CRC/URI: <http://www.crc.uri.edu>

CEWEFIA: <http://cewefia.weebly.com/>

DAA: <http://womenthrive.org/development-action-association-daa>

Daasgift: <https://www.facebook.com/pages/Daasgift-Quality-Foundation-FNGO/135372649846101>

Friends of the Nation: <http://www.fonghana.org>

Hen Mpoano: <http://www.henmpoano.org>

SNV: <http://www.snvworld.org/en/countries/ghana>

SSG Advisors: <http://ssg-advisors.com/>

Spatial Solutions: <http://www.spatialsolutions.co/id1.html>

Acronyms

CCT	Controlled Cooking Test
CO	Carbon Monoxide
CSIR	Council for Scientific and Industrial Research
IIR	Institute for Industrial Research
CRC	Coastal Resources Center, Graduate School of Oceanography, URI
FTT	Thiaroye Fish Processing Technology
GSO	Graduate School of Oceanography, University of Rhode Island
SNV	Netherlands Development Organization
URI	University of Rhode Island
USAID	United States Agency for International Development

Executive Summary

This report presents the findings from a Controlled Cooking Test (CCT) on fish stoves in various fishing communities. Performance tests were carried out at Azizanyea, Ada-Foah on Morrison and Chorkor stoves, an Association of Women for Environment Project (AWEP) stove and another model of the Chorkor stove – Otuam, KOSMOS Oven, Tullow Oven and KOSMOS Chorkor at Ankobra. The FAO-Thiaroye Fish Processing Technology (FTT) stove was tested at Ghana Standards Authority, Accra. This work is part of the activities under the USAID/Ghana Sustainable Fisheries Management Project (SFMP) for the promotion and adoption of clean cooking and other renewable energy technologies in support of fish processing industries, in order to enhance environmental sustainability and livelihoods. In addition, to ensure technology transfer, the activity serves as an opportunity for testing and comparing stove performance (energy and production efficiencies). In this event SFMP /SNV Ghana therefore consulted the Regional Testing and Knowledge Centre at CSIR - Institute of Industrial Research, to conduct a comparative test to assess the performances and efficiencies of the Morrison and Chorkor, AWEP, another type of Chorkor at Otuam, KOSMOS Oven, Tullow Oven, KOSMOS Chorkor and FTT stove technologies.

The CCT used six wooden trays/shelves under the same conditions and procedures, and the results were compared for fuel efficiencies and emissions. The raw data obtained from the measurements and tests were recorded for off-line analyses using the CCT 2.0 version (Rob Bailis, 2004).

The test results indicated that most of the stoves do not meet the EnDev requirements of 40% fuel saving. Only the Morrison stove was better among the stoves tested (36.7% savings).

Comparisons were not made among the stoves since they were not constructed with measurement and dimensional standards. The tray dimensions also lack uniform dimensions. We therefore recommend that the stoves and accessories should be of standardized measurement.

Table of Contents

1.0 Introduction	1
About CSIR.....	1
The Institute of Industrial Research (IIR)	1
The Project Synopses	1
2.0 Objectives	2
3.0 Experimental methods and procedures	2
Brief description of wood fuel improved Fish Stoves:	2
Morrison Stove:	2
Chorkor Stove (Ada-Foah):.....	3
AWEP Stove:.....	3
Chorkor Stove (Otuan):	3
KOSMOS Oven:.....	4
TULLOW Oven:.....	4
Chorkor-KOSMOS Stove:.....	4
FTT Stove:	5
Materials and Methods	7
Fuel used.....	7
Moisture content	7
Atmospheric conditions	7
Experimental procedures	7
4.0 Results and Discussion.....	10
Weight of Food Cooked	15
Equivalent Dry Wood Consumed.....	16
Total Cooked Time	18
Processing rate	19
4.1.7 Emissions.....	20
5.0 Conclusions	28

List of Tables

Table 1 CCT statistical results for cookstoves at Ada-Foah	10
Table 2 CCT statistical results for the cookstoves at Otum.....	11
Table 3 CCT statistical results for the cookstoves at Ankobra.....	12
Table 4 CCT statistical results for the cookstoves at Ankobra.....	13
Table 5 CCT statistical results for the cookstoves at Ankobra.....	14
Table 6 CCTt statistical resultsfor the cookstoves at G.....	15

List of Figures

Figure 1 Photograph of testing stoves.....	6
Figure 2 Bundled fuel ready for use.....	6
Figure 3 Measurement of wood fuel moisture content.....	7
Figure 4 Weighing of fuels (a) wood fuel and (b) charcoal.....	8
Figure 5 Weighing of fish (a) before and (b) after smoking.....	8
Figure 6 Smoking of fish using IAP meter.....	9
Figure 7 Test performance summary.....	16
Figure 8 Summary of stoves test performance (specific fuel consumption).....	17
Figure 9 Summary of stoves test performance (total cooking time).....	18
Figure 10 Summary of stoves test performance (processing rate).....	19
Figure 11 Sample of CO measured using the IAP meter for the various stoves.....	23
Figure 12 Summary of stoves test performance.....	23
Figure 13 Sample of PM _{2.5} measured using the IAP meter for various stoves.....	25
Figure 14 Summary of stoves test performance (PM _{2.5} emission).....	27

1.0 Introduction

About CSIR

The Council for Scientific and Industrial Research (CSIR) is a semi-autonomous organisation with the mandate to pursue the implementation of government policies on scientific research and development, encourage coordination of scientific research for the management, utilization and conservation of the natural resources of Ghana; and to advise Government on scientific and technological advances likely to be of importance to national development.

The CSIR now operates under the mandate of CSIR Act 521 of 1996, which among other things, empowers to commercialize its research activities. The mission of CSIR is to become the force of accelerated social and economic development of Ghana through examining, exploring and creating science and technology catalysts for public and private wealth creation. The CSIR oversees 13 research institutes of which Institute of Industrial Research (IIR) is one.

The Institute of Industrial Research (IIR)

The Institute of Industrial Research is one of the leading research institutes of CSIR; among its duties, is to assist in poverty reduction through the creation of opportunities for generating and increasing incomes within the Small and Medium-scale Enterprises (SMEs); contribute towards food security, and apply cost-effective industrial technologies that are both environmentally friendly and commercially viable. The Institute is one of the Regional Testing and Knowledge Centres supported by the United Nations Foundation through the Global Alliance for Clean Cookstoves.

The Institute of Industrial Research projects include the following:

- Mitigation of the global warming problem (CO₂), reduction of pollutant emission
- Higher efficiency of Ghana's energy utilization
- Strengthening the competitive position of IIR through innovation of process technologies
- Increase knowledge in the production and application of energy such as wind, hydro, solar, fuel cells, biofuels and cookstove testing
- Reduce energy waste in industry and commercial institutions through energy audit.

The CSIR-IIR research, develop and promote technologies which include renewable energy, industrial processes, new materials development, improved sanitation, locally equipment fabrication, repair/maintenance and calibration, and information technology.

The Project Synopses

SNV (Netherlands Development Organisation) Ghana is committed to combating deforestation, to increasing the profitability of agro-processing businesses in Ghana and to improve the working environment for women entrepreneurs. Through the introduction of energy efficient and clean cooking technologies, all these targets can be addressed. Improved stoves have the potential to significantly reduce fuelwood consumption and excessive exposure to heat and smoke. The Sustainable Fisheries Management Project is a 5 year

intervention aimed at introducing improved cooking and other renewable energy technologies to agro-processing communities.

The project serves as an opportunity for testing and comparing stove performance (energy and production efficiencies). The emergence of new stove technologies creates the need to compare stove performance in fuel efficiency and in other relevant parameters to enhance knowledge on potential to promote improved stove technologies. An accurate and comparable measurement of stove performance will help SFMP/SNV, consumers/end users, and businesses (stove building entrepreneurs) to make decisions about replacing traditional Chorkor stove with improved technologies, understanding well which benefits can be attained from such an investment.

In this event SFMP/SNV Ghana has sought the support of the Regional Testing and Knowledge Centre of the CSIR – Institute of Industrial Research as Consultant to conduct comparative tests to assess the performances and efficiencies of the Morrison, FTT, AWEP, KOSMOS Oven, Tullow Oven and KOMOS Chorkor Fish Stove technologies at Azizanyea, Ada-Foah and Ghana Standards Authority (Greater Accra Region), Otuam (Central Region) and Ankobra (Western Region).

The Project period was from 16th June – 16th July, 2015.

2.0 Objectives

The objective of this assignment is to;

2.1 Conduct performance and efficiency test of stoves at various locations Ada Foah, Otuam, Ankobra and Ghana Standards Authority.

2.2 Conduct a comparative test between the Morrison and Chorkor-Ada; AWEP and Chorkor-Otuam; KOSMOS Oven, TULLOW Oven and Chorkor-KOSMOS; Chorkor-KOSMOS and FTT stoves using Controlled Cooking Test (CCT) protocol.

3.0 Experimental methods and procedures

Brief description of wood fuel improved Fish Stoves:

Morrison Stove:

The stove is built mainly with clay; mixed with saw dust and water. Recently, the idea of mixing clay with saw dust at the 4:1 proportion has been adopted. This means that for every four (4) proportion of clay used in volume, a one (1) volume proportion each of saw dust was added. The top of the combustion chamber has an opened wooden tray embedded in the stove frame upon which series of trays are stalked. Tray dimensions are 2337 x 960 x 75 mm (L x B x H). The ends of the trays are designed such that it gives a good interlocking which also prevent smoke leakages. The Morrison Fish Stove is design to hold a capacity of eight (8) trays with a last tray lined with a jute bag to filter and trap most smoke inside the system which controls the smoke through a small chimney made from a galvanized pipe of diameter 105 mm and length 1220 mm. The design is with the elevated chimney make it suitable for fish smoking. The overall dimensions are 2400 x 1200 x 720 mm (L x B x H) with wall thickness of 200 mm and two (2) firepots (front loading for the woodfuel) of dimensions 380

x 420 mm (L x H). The two combustion chambers are partitioned and can allow either chamber to be used in some cases.

Chorkor Stove (Ada-Foah):

The stove is built mainly with clay mixed with small quantity of sand at the 4:1 proportion has been adopted. This means that for every four (4) proportion of clay used in volume, a one (1) volume proportion each of sand was added. The trays are loaded on top of the combustion chamber but no interlocking device. The handles at the ends are chamfered for easy gripping of hands when carrying. The Chorkor stove is design to hold a capacity of eight (8) trays to control the smoke. The tray dimensions are 1560 x 950 x 60 mm (L x B x H) with a small chimney made from a galvanized pipe of diameter 105 mm and length 1220 mm. The design is with the elevated chimney make it suitable for fish smoking. The overall dimensions are 1510 x 1120 x 620 mm (L x B x H) with wall thickness of 150 mm and two (2) firepots (front loading for the woodfuel) of dimensions 440 x 380 mm (L x H) with a common combustion chamber and two (2) firepots (front loading points for the woodfuel) of dimensions 380 x 420 mm (L x H).

AWEP Stove:

The stove is built mainly with clay; mixed with sandcrete and water. Recently, the idea of mixing clay with saw dust at the 4:1 proportion has been adopted. This means that for every four (4) proportion of clay used in volume, a one (1) volume proportion each of sandcrete was added. Series of wooden trays are stalked on the top of the combustion chamber has an opening. Tray dimensions are outside (1575 x 753 x 70 mm) and inside of 1135 x 642 x 52 mm (L x B x H) given wire mesh surface area of 0.73 m². The edges of the trays are does not allow good interlocking device which also prevent smoke leakages. The AWEP Stove can hold a capacity of eight (8) trays but without a chimney incorporated to the design. The overall dimensions are 1300 x 880 x 620 mm (L x B x H) with wall thickness of 150 mm and a single firepot (front loading for the woodfuel) of dimensions 420 x 460 mm (L x H).

Chorkor Stove (Otuum):

The stove is built mainly with clay mixed with small quantity of sand at the 4:1 proportion has been adopted. This means that for every four (4) proportion of clay used in volume, a one (1) volume proportion each of sand was added. The trays are loaded on top of the combustion chamber but no interlocking device. The handles at the ends are chamfered for easy gripping of hands when carrying. The Chorkor stove is design to hold a capacity of eight (8) trays which dimensions are outside (1295 x 950 x 50 mm) and inside of 1055 x 900 x 50 mm (L x B x H) given a wire mesh surface area of 0.95 m² without a chimney. The overall dimensions are 2060 x 1360 x 540 mm (L x B x H) with wall thickness of 150 mm and two (2) firepots (front loading for the woodfuel) of dimensions 440 x 380 mm (L x H) with a common combustion chamber and two (2) firepots (front loading points for the woodfuel) of dimensions 350 x 420 mm (L x H).

KOSMOS Oven:

The oven is built mainly with fired-bricks. Six (6) metal-trays are stalked on metal shelf inside the combustion chamber where woodfuels are packed side-by-side the lower tray at the fire pots. The overall dimensions of the oven are 2115 x 1650 x 1500 mm (L x B x H) and a brick wall thickness of 200 mm including a chimney of 540 x 460 x 2800 mm (L x B x H) incorporated to the design. The oven has dual firepots (front loading for the woodfuel) of dimensions 340 x 300 mm (L x H) as presented in Figure 1 a. Tray overall dimensions are 1075 x 870 x 25 mm and wire mesh surface area of 0.94 m²

TULLOW Oven:

The oven is built mainly with fired-bricks. Eight (8) metal-trays are stalked on metal shelf inside the combustion chamber where woodfuels are packed side-by-side the lower tray at the fire pots similar to the KOSMOS Oven. The overall dimensions of the oven are 2930 x 1650 x 2070 mm (L x B x H) and a brick wall thickness of 200 mm including a chimney of 960 x 465 x 2880 mm (L x B x H) incorporated to the design. The oven has dual firepots (front loading for the woodfuel) of dimensions 395 x 360 mm (L x H) as presented in Figure 1 a. Tray overall dimensions are 1290 x 770 x 25 mm and wire mesh surface area of 0.99 m²

Chorkor-KOSMOS Stove:

The oven is built mainly with fired-bricks. The quantity of trays is not restricted but can take twelve (12) wooden trays per batch which are stalked on the combustion chamber. The overall dimensions of the oven are 1855 x 1200 x 810 mm (L x B x H) and a brick wall thickness of 235 mm at the front and back and 265 mm at the sides with no chimney incorporated to the design. The stove has dual firepots (front loading for the woodfuel) of dimensions 440 x 550 mm (L x H) and the tray overall dimensions are 1780 x 470 x 65 mm with a wire mesh surface area of 1.05 m².

FTT Stove:

The oven is built mainly with fired-bricks. The quantity of trays is not restricted but can take six (6) wooden trays per batch which are stalked on the combustion chamber. The overall dimensions of the stove are 2400 x 1175 x 690 mm (L x B x H). The stove has two (2) chambers with dimensions 1050 x 920 for Chamber I and 1010 x 940 for Chamber II. The ash tray which located under Chamber I was made from a galvanized plate with dimensions 1000 x 985 x 75 mm (L x B x H). A chimney also made from a galvanized pipe with a diameter 100 mm and height 1530 mm located at the back of Chamber II. The stove uses charcoal for Chamber I and coconut fibre in Chamber II for browning of the fish after cooking in Chamber I which has a manually operated blower to supply air to the chamber. Overall dimensions of the wooden tray are 1230 x 1080 x 80 mm and inner dimensions are 1025 x 938 x 80 mm wire mesh surface area of 0.96 m².

Figure 1 shows photograph of constructed stoves Morrison and Chorkor (Ada-Foah); AWEP and Chorkor (Otuam); KOSMOS Oven, TULLOW Oven and Chorkor KOSMOS (Ankobra) and FTT (Ghana Standards Authority, Accra).

The trays were not of the same dimensions likewise the stoves. The designs and dimensions differ from location to location.



Figure 1 Photograph of testing stoves (a) Morrison, (b) Chorkor-Ada, (c) AWEF, (d) Chorkor-Otuam, (e) KOSMOS Oven, (f) TULLOW Oven, (g) Chorkor KOSMOS and (h) FTT.

Materials and Methods

Fuel used

Mangrove (*Bruguiera Gymnorhiza* – Ada Foah; *Rhizophera Spp* – Otuam and *Bruguiera Sexangula*) were used as fuel with a higher calorific values of 20.4, 17.43 and 19.4 MJ/kg respectively from literature. Sample of woodfuels were obtained from bundled batches and measured at various positions. The average dimensions (L x D) of the fuels was determined to be $140.8 \pm 6.5 \times 6.5 \pm 2.3$ cm; $91.7 \pm 5.5 \times 3.2 \pm 1.3$ cm; $94.9 \pm 5.5 \times 6.9 \pm 2.3$ cm for Ada-Foah, Otuam and Ankobra respectively. Charcoal was used on the FTT stove at Ghana Standards Authority. Bundle of fuel ready for use and measurement of moisture content of the woodfuel have been presented in Figure 2 and Figure 3 respectively.



Figure 2 Bundled fuel ready for use.



Figure 3: Measurement of woodfuel moisture content

Moisture content

The moisture content of the fuel was determined by using moisture meter Voltcraft FM-300 (Conrad Electronics SE, Hirschau) which measurement were in dry basics. Five (5) samples of the fuel were collected at random and measurements were taken at four (4) locations in each fuel selected for a bundle of wood. Average values were therefore determined and converted in wet basics. The moisture content was determined to be 19.1%, 25%, 42.2% and 13% (for charcoal) at Ada-Foah, Otuam, Ankobra and Accra respectively.

Atmospheric conditions

The stoves were tested in the field which is well ventilated with a light breeze. The atmospheric conditions (temperature and humidity) were determined with a temperature, humidity and clock meter THC-2 and the average values recorded were 30.2°C and 72%; 28.3°C and 74%; 27.7 °C and 80%, and 31.9 °C and 70% at Ada-Foah, Otuam, Ankobra and Accra respectively.

Experimental procedures

For Controlled Cooking Test (CCT), the same weight of woodfuel and fish were weighed to the cook accordingly. The cook was to prepare a good quality and refined product from the specimens where time to cook and amount of fuel used were measured before and after completion of operation. An electronic weighing scale (KERN DE 60 K1 DL) of maximum weight of 60 kg and resolution of 0.5 g was used to weigh the fuel and fish as presented in

Figures 4 and 5 respectively. Figure 6 depicts smoking of fish using the Chorkor and Morrison stoves during the CCT with the Indoor Air Pollution (IAP) meter attached to the cook, in order to measure and record the possible inhalation of emission (i.e., CO and PM 2.5) for some few minutes.



Figure 4. Weighing of fuels. Wood



Charcoal



Figure 5. weighing of fish before...



...and after smoking




Figure 6 Smoking of fish on (a) Chorkor-Ada, (b) Morrison, (c) Chorkor-Otuam, (d) AWEP, (e) KOSMOS Oven, (f) TULLOW Oven, (g) Chorkor-KOSMOS and (h) FTT stoves using IAP meter.

4.0 Results and Discussion

The constructed stoves were carried out under Controlled Cooking Test (CCT) protocol and each stove test was repeated twice with a quantity of fish. Although the tray sizes were not the same, the cook was supplied with the same weight of fish and woodfuel but weight varies per testing location for each process. Comparison was determined between the stoves performance at various locations. The statistically significant analyses (t-test) and summary among the stoves results per location have been presented at a confidence level of 95%.

1. CCT results: Chorkor-Ada						
	units	Test 1	Test 2	Mean	St Dev	
Total weight of food cooked	g	67017	48496	57756.5	13096.3	
Weight of char remaining	g	0	0	0	0	
Equivalent dry wood consumed	g	33984.6	56927.1	45455.9	16222.8	
Specific fuel consumption	g/kg	507.1	480.9	494	18.5	
Total cooking time	min	306	318	312	8.5	
2. CCT results: Morrison						
	units	Test 1	Test 2	Mean	St. Dev	
Total weight of food cooked	g	64019	44496	54257.5	13804.9	
Weight of char remaining	g	0	0	0	0	
Equivalent dry wood consumed	g	19685.8	32934.4	26310.1	9368.2	
Specific fuel consumption	g/kg	307.5	318.9	313.2	8.1	
Total cooking time	min	270	300	285	21.2	
Comparison of Stove 1 and Stove 2		% difference	T-Test		Sig @ 95%?	
Specific fuel consumption	g/kg	0.365995	12.65381		YES	
Total cooking time	min	0.056604	1.67		NO	
		Chorkor	Morrison			
Processing rate	g/min	185.1	190.4			
% Yield				2.763044		

Table 1. Controlled Cooking Test statistical results (t-test) for the cookstoves (@ $\alpha = 0.05$) at Ada-Foah (Chorkor Ada and Morrison).

1. CCT results: Chorkor-Otuam	units	Test 1	Test 2	Mean	St Dev
Total weight of food cooked	g	19239	18978	19108.5	184.6
Weight of char remaining	g	354	370	362	11.3
Equivalent dry wood consumed	g	32139.9	37471.6	34805.8	3770.1
Specific fuel consumption	g/kg	1670.6	1974.5	1822.5	214.9
Total cooking time	min	592	938	765	244.7
2. CCT results: AWEP	units	Test 1	Test 2	Mean	St. Dev
Total weight of food cooked	g	21080	17888	19484	2257.1
Weight of char remaining	g	148	0	74	104.7
Equivalent dry wood consumed	g	29599.3	27178.7	28389	1711.6
Specific fuel consumption	g/kg	1404.1	1519.4	1461.8	81.5
Total cooking time	min	554	865	709.5	219.9
Comparison of Stove 1 and Stove 2		% difference		T-test	Sig @ 95%?
Specific fuel consumption	g/kg	0.197944		2.718746	NO
Total cooking time	min	0.072549		0.292215	NO
		Chorkor-Otuam	AWEP		
Processing rate	g/min	24.97843	27.46159		
% Yield				9.042306	

Table 2. Controlled Cooking Test statistical results (t-test) for the cookstoves (@ $\alpha = 0.05$) at Otuam (Chorkor Otuam and AWEP).

1. CCT results: Chorkor-KOSMOS					
	units	Test 1	Test 2	Mean	St Dev
Total weight of food cooked	g	19944	20354	20149	289.9
Weight of char remaining	g	1105	577	841	373.4
Equivalent dry wood consumed	g	55745.5	26642.7	41194.1	20578.8
Specific fuel consumption	g/kg	2595.1	2013.0	2304.1	411.6
Total cooking time	min	434	302	368	93.3
2. CCT results: KOSMOS Oven					
	units	Test 1	Test 2	Mean	St. Dev
Total weight of food cooked	g	21114	21385	21249.5	191.6
Weight of char remaining	g	757	1222	989.5	328.8
Equivalent dry wood consumed	g	25128.1	27300	26214.0	1535.7
Specific fuel consumption	g/kg	2856	2784	2820	50.9
Total cooking time	min	450	480	465	21.2
Comparison of Stove 1 and Stove 2					
		% difference		T-test	Sig @ 95%?
Specific fuel consumption	g/kg	-0.22393		-1.75931	NO
Total cooking time	min	-0.26359		-1.43315	NO
		Chorkor-KOSMOS	KOSMOS Oven		
Processing Rate	g/min	54.75272	45.69785		
Yield	%			16.53775	

Table 3. Controlled Cooking Test statistical results (t-test) for the cookstoves (@ $\alpha = 0.05$) at Ankobra (Chorkor-KOSMOS and KOSMOS Oven).

1. CCT results: Chorkor-KOSMOS					
2.	units	Test 1	Test 2	Mean	St Dev
Total weight of food cooked	g	19944	20354	20149	289.9
Weight of char remaining	g	1105	577	841	373.4
Equivalent dry wood consumed	g	55745.5	26642.7	41194.1	20578.8
Specific fuel consumption	g/kg	2595.1	2013.0	2304.1	411.6
Total cooking time	min	434	302	368	93.3
2. CCT results: TULLOW Oven	units	Test 1	Test 2	Mean	St. Dev
Total weight of food cooked	g	18953	18475	18714	338.0
Weight of char remaining	g	2297	756	1526.5	1089.7
Equivalent dry wood consumed	g	66413.5	81877	74145.3	10934.4
Specific fuel consumption	g/kg	3304.1	4031.8	3667.9	514.5
Total cooking time	min	662	560	611	72.1
Comparison of Stove 1 and Stove 2		% difference		T-test	Sig @ 95%?
Specific fuel consumption	g/kg	-0.592		-2.9273	YES
Total cooking time	min	-0.66033		-2.91337	YES
		Chorkor-KOSMOS	TULLOW Oven		
Processing Rate	g/min	54.75272	30.62848		
Yield	%			44.06035	

Table 4. Controlled Cooking Test statistical results (t-test) for the cookstoves (@ $\alpha = 0.05$) at Ankobra (Chorkor-KOSMOS and TULLOW Oven).

1. CCT results: KOSMOS Oven					
	units	Test 1	Test 2	Mean	St Dev
Total weight of food cooked	g	21114	21385	21249.5	191.6
Weight of char remaining	g	757	1222	989.5	328.8
Equivalent dry wood consumed	g	25128.1	27300	26214.0	1535.7
Specific fuel consumption	g/kg	2856	2784	2820	50.9
Total cooking time	min	450	480	465	21.2
2. CCT results: TULLOW Oven					
	units	Test 1	Test 2	Mean	St. Dev
Total weight of food cooked	g	18953	18475	18714	338.0
Weight of char remaining	g	2297	756	1526.5	1089.7
Equivalent dry wood consumed	g	66413.5	81877	74145.3	10934.4
Specific fuel consumption	g/kg	3304.1	4031.8	3667.9	514.5
Total cooking time	min	662	560	611	72.1
Comparison of Stove 1 and Stove 2		% difference		T-test	Sig @ 95%?
Specific fuel consumption	g/kg	-0.300689		-2.31929	NO
Total cooking time	min	-0.313978		-2.74642	NO
Processing Rate	g/min	KOSMOS Oven	TULLOW Oven		
Yield	%	45.697849	30.628478		
				32.9761	
				1	

Table 5. Controlled Cooking Test statistical results (t-test) for the cookstoves (@ $\alpha = 0.05$) at Ankobra (KOSMOS Oven and TULLOW Oven).

1. CCT results: Chorkor-KOSMOS					
	units	Test 1	Test 2	Mean	St Dev
Total weight of food cooked	g	19944	20354	20149	289.9
Weight of char remaining	g	1105	577	841	373.4
Equivalent dry wood consumed	g	55745.5	26642.7	41194.1	20578.8
Specific fuel consumption	g/kg	2595.1	2013.0	2304.1	411.6
Total cooking time	min	434	302	368	93.3
2. CCT results: FTT					
	units	Test 1	Test 2	Mean	St. Dev
Total weight of food cooked	g	17913	16894	17403.5	720.5
Weight of char remaining	g	400	500	450	70.7
Equivalent dry wood consumed	g	29345	17174	23259.5	8606.2
Specific fuel consumption	g/kg	1438.2	1016.6	1227.4	298.1
Total cooking time	min	385	402	393.5	12.0
Comparison of Stove 1 and Stove 2					
		% difference		T-test	Sig @ 95%?
Specific fuel consumption	g/kg	0.4672974		2.995927	YES
Total cooking time	min	-0.0692935		-0.3832	NO
		Chorkor-KOSMOS	FTT		
Processing rate	g/min	54.752717	44.22745		
% Yield				19.22329	

Table 6. Controlled Cooking Test statistical results (t-test) for the cookstoves (@ $\alpha = 0.05$) at Ghana Standards Authority (Chorkor-KOSMOS and FTT).

Weight of Food Cooked

Total weight of food cooked for the various stoves were determined to be 57756.5 and 54257.5 g for Chorkor-Ada and Morrison stoves respectively and 19484 and 19108.5 g for Chorkor-Otuam and AWEP respectively. The analysis shown no significant difference between the means at a particular location.

Total weights of food cooked were determined to be 20149 and 21249.5 g for Chorkor-KOSMOS and KOSMOS Oven stoves respectively. There was no significant difference between the means.

Total weights of food cooked were determined to be 20149, 21249.5 and 18714 g for Chorkor-KOSMOS, KOSMOS Oven and TULLOW Oven respectively. There was no significant difference between the means.

The total weight of food cooked using the FTT was determined to be 17403.5 g. There was no significant difference between the means (Chorkor-KOSMOS and FTT).

Equivalent Dry Wood Consumed

Equivalent dry wood consumed for the various stoves were determined to be 45455.9, 26310.1, 34805.8 and 28389 g for Chorkor, Morrison, AWEP and Chorkor-Otuam stoves respectively. The analysis showed that there was a significant difference between the means.

Equivalent dry wood consumed were determined to be 41194.1, 26214 and 74145.3 g for Chorkor-KOSMOS, KOSMOS Oven and TULLOW Oven respectively. The analysis showed that there was a significant difference between the means.

Equivalent dry wood consumed for the FTT stove was determined to be 23259.5 g and compared to Chorkor-Ada. The analysis showed a significant difference between the means.

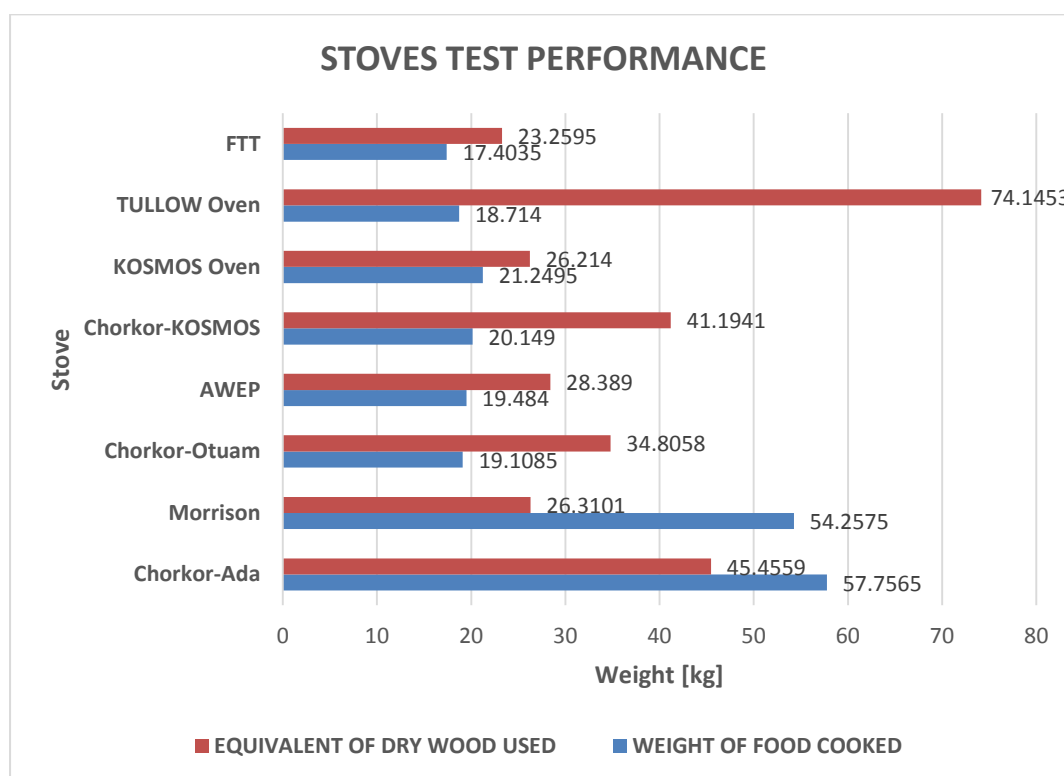


Figure 7 shows that the TULLOW Oven used more dry wood than any of the stoves. The weight of raw fish used on the Chorkor-Ada and Morrison were more than the other test locations.

Specific Fuel Consumption

The specific fuel consumption were determined to be 494 and 313.2 g/kg for Chorkor-Ada and Morrison stoves respectively. The analysis shows that there was a significant difference between the means @ 95% confidence level and determined to be 36.6% - YES (i.e. fuel saving of 36.6%) but does not meet the EnDev requirement of 40%.

The specific fuel consumption were determined to be 1822.5 and 1461.8 g/kg for Chorkor-Otuam and AWEP respectively. The analysis showed that there was no significant difference between the means and was determined to be 19.8% - NO; Sig. @ 95% confidence level (i.e. fuel saving of 19.8%) which does not meet the EnDev requirement of 40%.

The specific fuel consumption were determined to be 2304.1 and 2820 g/kg for Chorkor-KOSMOS and KOSMOS Oven respectively. The analysis shows that there was no significant difference between the

means and was determined to be -22.4% @ 95% confidence level (i.e. fuel loss of 22.4%) and therefore does not meet the EnDev requirement of 40%. When compared Chorkor-KOSMOS to TULLOW Oven (3667.9 g/kg), the analysis showed that there was a significant difference between the means (-59.2%) @ 95% confidence level (i.e. fuel loss of 59.2%). By comparing the KOSMOS and TULLOW Oven, it was realised that there was a significant difference between the means (-30%) @ 95% confidence level (i.e. fuel loss of 30%).

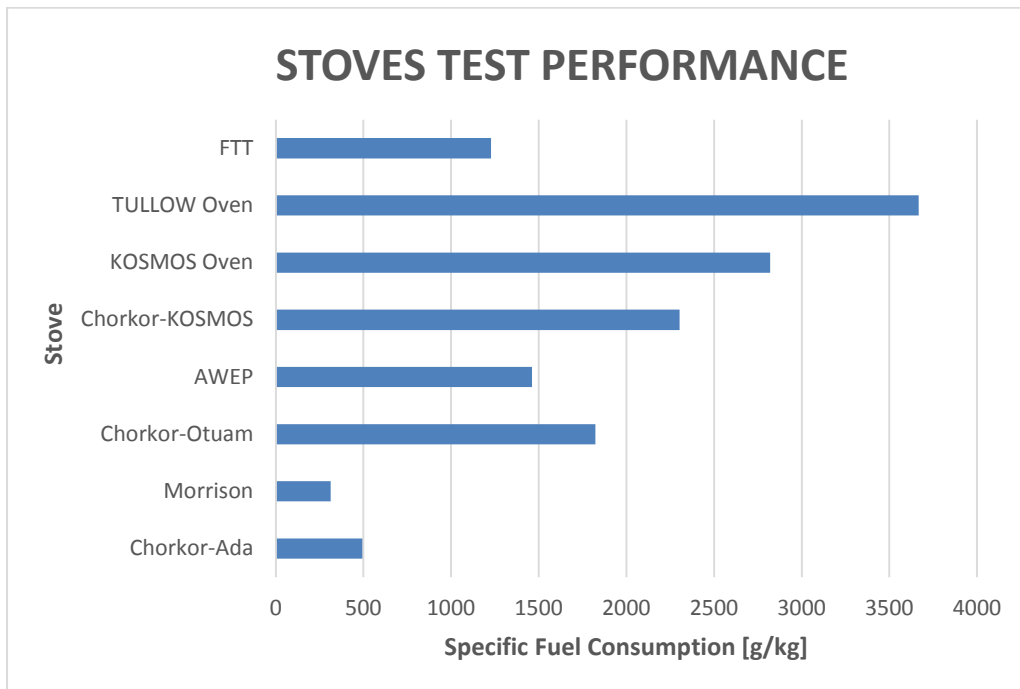


Figure 8 Summary of stoves test performance (specific fuel consumption).

The specific fuel consumption for the various stoves were determined to be 2820 and 1227.4 g/kg for Chorkor-KOSMOS and FTT respectively. The analysis shown that there was a significant difference between the means and was determined to be 46.7% @ 95% confidence level (i.e. fuel saving of 46.7%) and therefore met the EnDev requirement of 40%. Note that these particular two stoves used different fuels (firewood and charcoal respectively) and test was also performed under different environmental conditions.

The specific fuel consumption of the various stoves is presented in Figure 8. Among the stoves/ovens, the TULLOW Oven consumed most the fuel followed by the KOSMOS Oven and Chorkor-KOSMOS. This may be due to the oven design technology where the fire was not directly under the fish, sizing of the oven and firepot direction to the wind flow.

Total Cooked Time

Total cooked times for the stoves were determined to be 312, 285, 765 and 709 min for Chorkor-Ada, Morrison, Chorkor-Otuam and AWEP respectively. The analysis shown that there was no significant difference between the means and the difference was determined to be 5.7% for Chorkor-Ada and Morrison; and 7.2% for Chorkor-Otuam and AWEP @ 95% confidence level (i.e. time saving of 5.7% and 7.2% respectively). The trays were not of the same dimensions therefore only one firepot was used for the Morrison and Chorkor-Otuam.

At Ankobra, the total cooked times determined were 368, 465 and 611 min for Chorkor-KOSMOS, KOSMOS Oven and TULLOW Oven respectively. The analysis showed no significant difference between the means and was determined to be 26.4% and 31.4% for Chorkor-KOSMOS and KOSMOS Oven; KOSMOS Oven and TULLOW Oven respectively @ 95% confidence level (i.e. time saving of 26.4% and 31.4%). There was a time saving of 66% when using the Chorkor-KOSMOS relative to TULLOW Oven.

Total cooked times were determined to be 368 and 393.5 min for Chorkor-KOSMOS and FTT respectively. Analysis showed that there was no significant difference between the means and the difference was determined to be 6.9% @ 95% confidence level (i.e. time saving of 6.9%).

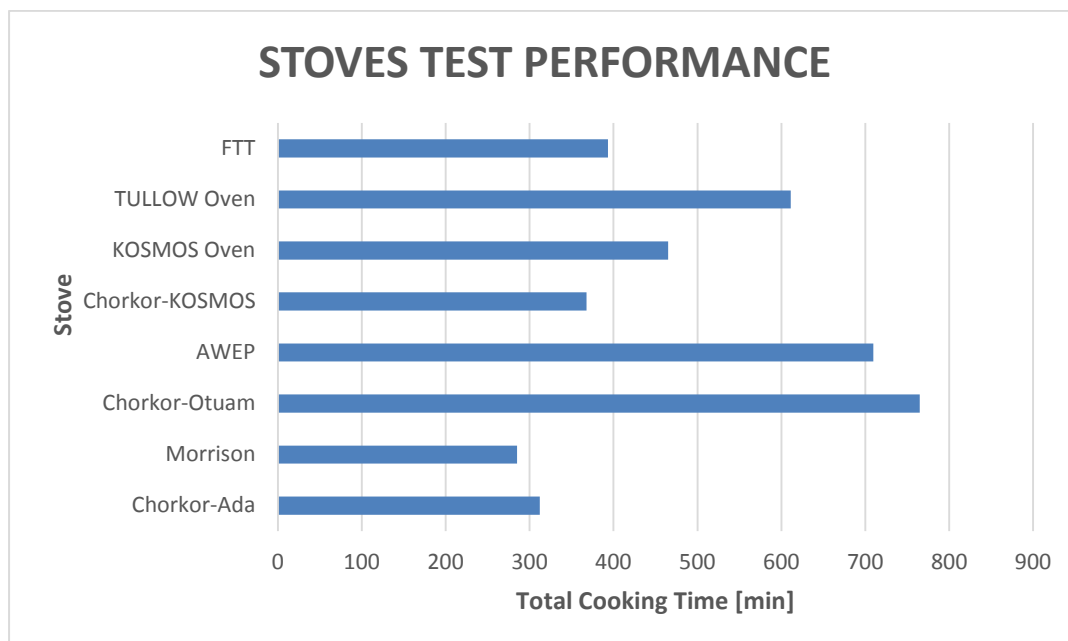


Figure 9 Summary of stoves test performance (total cooking time).

From Figure 9, it was observed that Chorkor-Otuam, AWEP, KOSMOS Oven and TULLOW Oven spent more than 400 min to cook the quantity of fish.

Processing rate

It was determined that the processing rates were 185.1 and 190.4 g/min for the Chorkor-Ada and Morrison stoves respectively. This gave an increased in production by 2.8% when using the Morrison stove. In this test, only one side of the Morrison tray (one fire pot) was used.

Processing rates of 25 and 27.5 g/min were determined for Chorkor-Otuam and AWEP respectively which gave an increased in production by 9.0% when using the AWEP stove. In this test, only one side of the tray (one fire pot) of the Chorkor-Otuam was used.

It was determined that the processing rates of 54.8, 45.7 and 30.6 g/min for Chorkor-KOSMOS, KOSMOS Oven and TULLOW Oven respectively. Comparisons were made between Chorkor-KOSMOS and KOSMOS Oven; Chorkor-KOSMOS and TULLOW Oven; and KOSMOS Oven and TULLOW Oven. These gave an increased in production by 16.6%, 44.2% and 33% in favour of Chorkor-KOSMOS, Chorkor-KOSMOS and KOSMOS Oven respectively.

Processing rates were determined to be 54.8 and 44.2 g/min for Chorkor-KOSMOS and FTT stoves respectively. This gave an increased in production by 19.2% when using the Chorkor-KOSMOS stove.

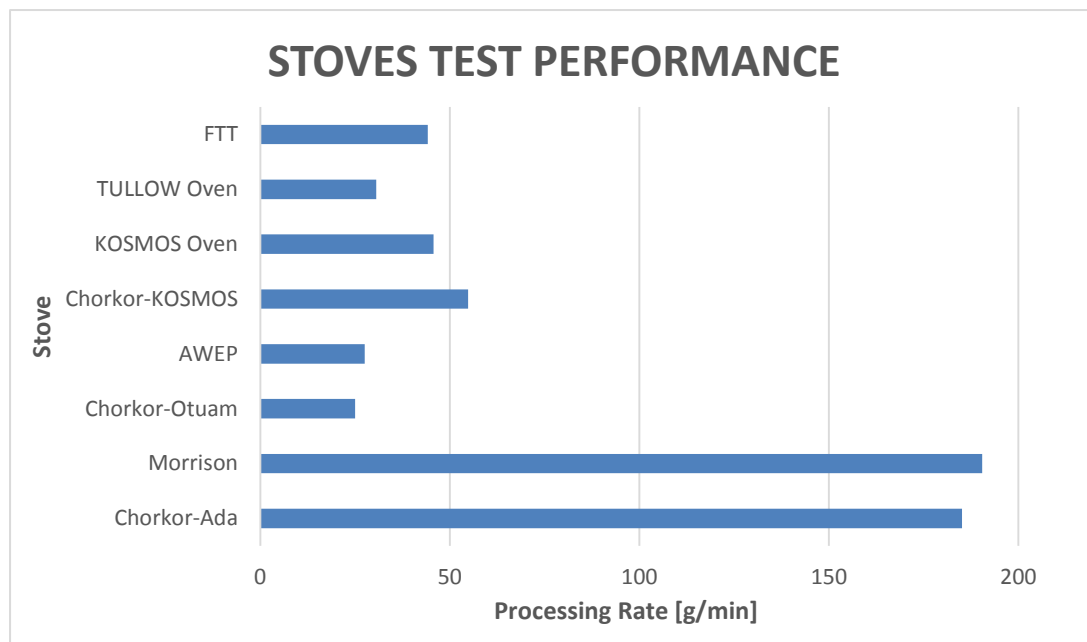


Figure 10 Summary of stoves test performance (processing rate).

In Figure 10, it was determined that Morrison and Chorkor-Ada processed more fish with a lesser time than rest of the stoves.

The bulk moisture contents of the smoked fish on the stoves at the various locations were determined to be as follows: Ada-Foah (Chorkor = 47.7% and Morrison = 39.4%); Otuam (Chorkor = 60.4% and AWEP = 58.3%); Ankobra (Chorkor-KOSMOS = 59.5%, KOSMOS Oven = 55% and TULLOW Oven = 59.2%) and GSA (FTT = 63.4%).

4.1.7 Emissions

In the test, emissions such as CO and PM_{2.5} were measured using the Indoor Air Pollution (IAP) meter. The recorded values of Carbon monoxide (CO) and Particulate Matter (PM_{2.5}) emissions have been presented in Figure 11 through to Figure 14.

From Figure 11, the CO minimum values for the stoves were 5.3 and 5.1 g/min for Chorkor-Ada and Morrison stoves respectively. The maximum values recorded were 171 and 119.8 g/min with average values of 49.8 and 30.0 g/min for Chorkor-Ada and Morrison stoves respectively. With the time recorded, there was no significant difference between the means (39.6%) for the emissions.

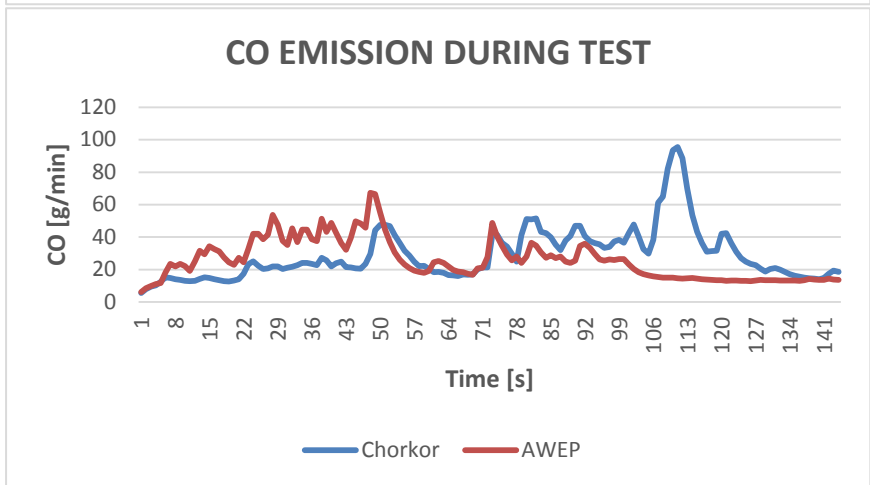
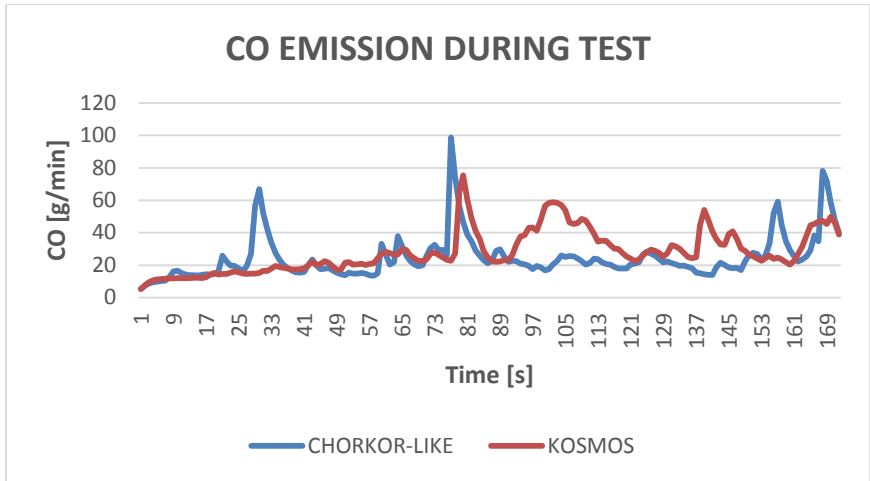
From Figure 11, the CO minimum values for the stoves were 5.5 and 6.1 g/min for Chorkor-Otuam and AWEP stoves respectively. The maximum values were 95.5 and 67.2 g/min with average values of 28.9 and 25.8 g/min for Chorkor-Otuam and AWEP stoves respectively. With the time recorded, there was no significant difference between the means (10.9%) for the emissions.

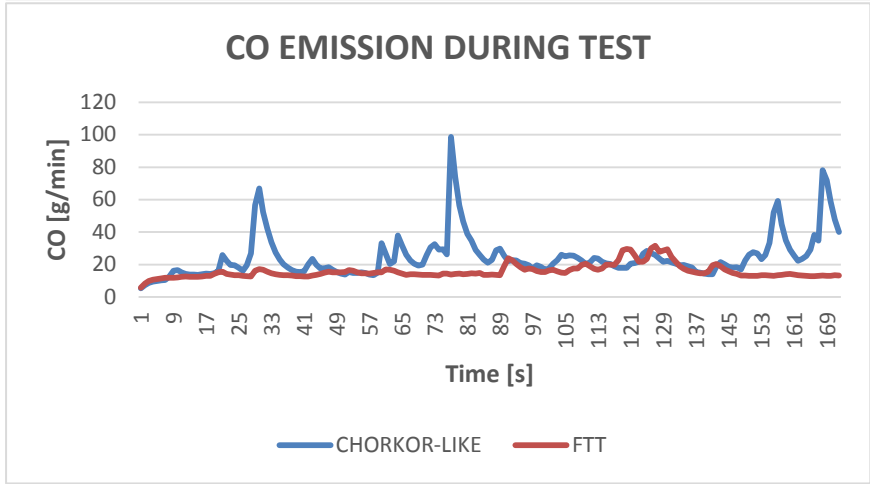
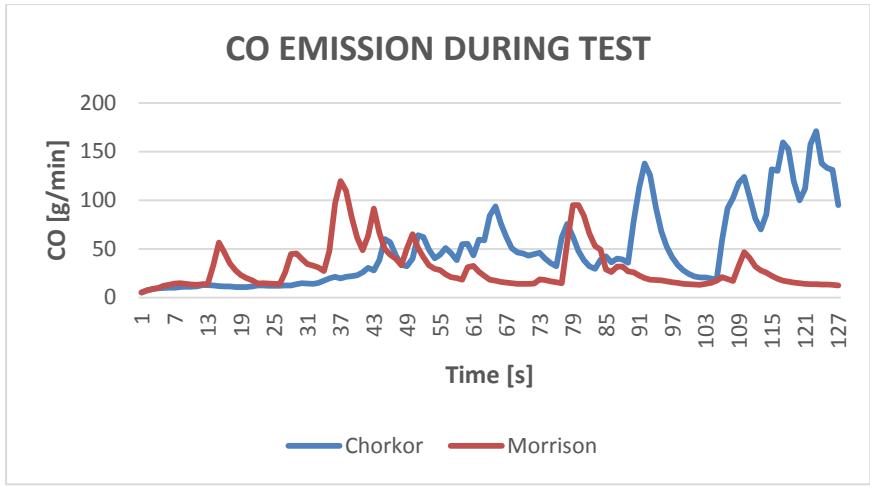
From Figure 11, the CO minimum values for Chorkor-KOSMOS and KOSMOS Oven were 5.3 g/min. The maximum values recorded were 98.7 and 75.4 g/min with average values of 24.6 and 28.1 g/min for Chorkor-KOSMOS and KOSMOS Oven respectively. With the time recorded, there was no significant difference between the means (14.2%) for the emissions.

From Figure 11, the CO minimum values for the stoves were 5.3 and 10.7 g/min for Chorkor-KOSMOS and TULLOW Oven stoves respectively. The maximum values were 98.7 and 156.9 g/min with average values of 24.6 and 70.4 g/min for Chorkor-KOSMOS and TULLOW Oven stoves respectively. With the time recorded, there was a significant difference between the means (186.6%) for the emissions.

From Figure 11, the CO minimum values for the stoves were 5.4 and 10.7 g/min for KOSMOS Oven and TULLOW Oven respectively. The maximum values recorded were 75.4 and 156.9 g/min with average values of 28.1 and 70.4 g/min for KOSMOS and TULLOW Oven stoves respectively. With the time recorded, there was a significant difference between the means (151%) for the emissions.

From Figure 11, the CO minimum values for the stoves were 5.3 and 5.8 g/min for Chorkor-KOSMOS and FTT stoves respectively. The maximum values were 98.7 and 31.5 g/min with average values of 24.6 and 15.7 g/min for Chorkor-KOSMOS and FTT stoves respectively. With the time recorded, there was no significant difference between the means (36%) for the emissions.





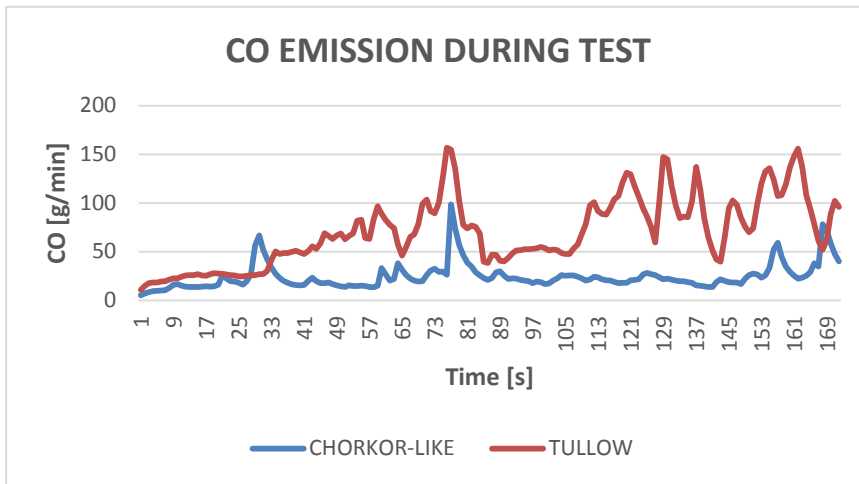
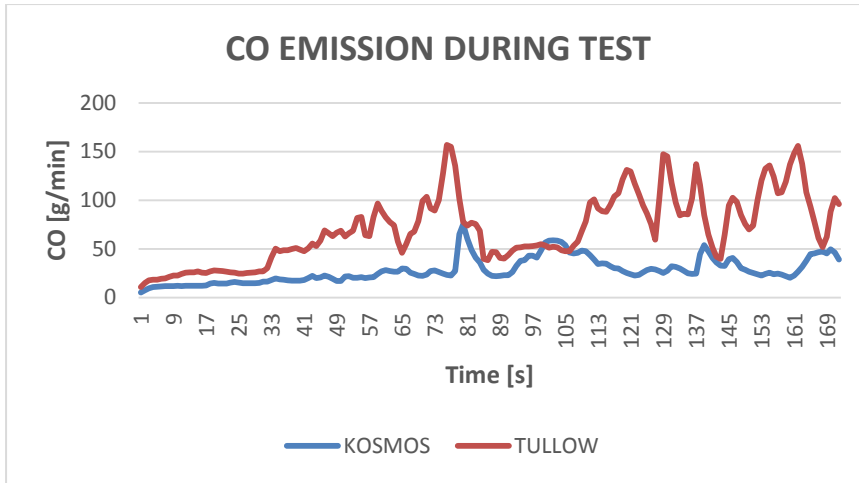


Figure 11 Sample of CO measured using the IAP meter for the various stoves.

From

In Figure 12 it was observed that Chorkor-Ada and TULLOW Oven emitted the highest CO emissions greater than 30 g/min.

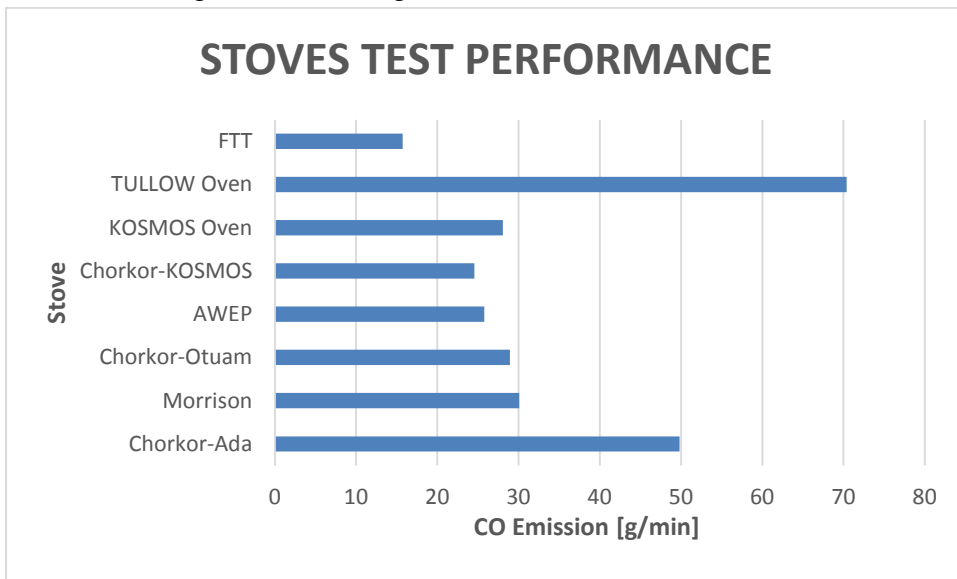


Figure 12 Summary of stoves test performance (CO emission).

Figure 13 depicts the recorded $PM_{2.5}$ for the stoves with minimum values of 856.9 and 841.5 mg/min for Chorkor-Ada and Morrison stoves respectively. The maximum values were 37098.5 and 20575.7 mg/min with average values of 5638.5 and 1922.2 mg/min for Chorkor-Ada and Morrison stoves respectively. With the time recorded, there was a significant difference between the means (65.9%) for the emissions.

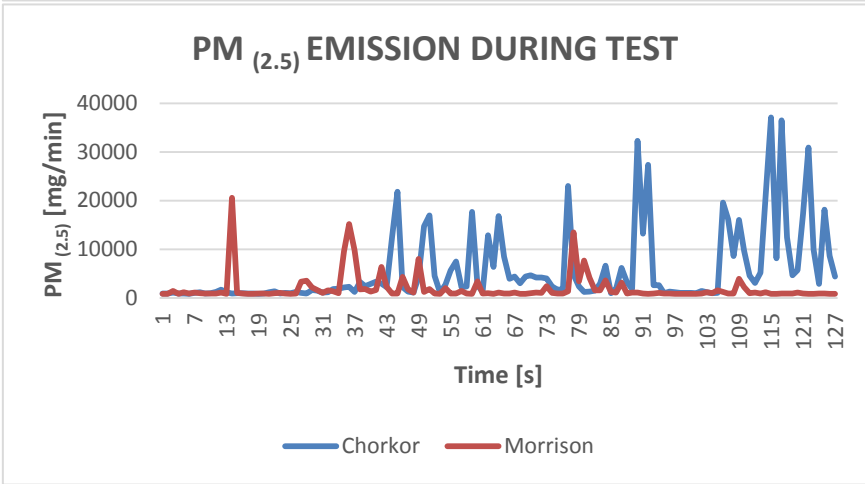
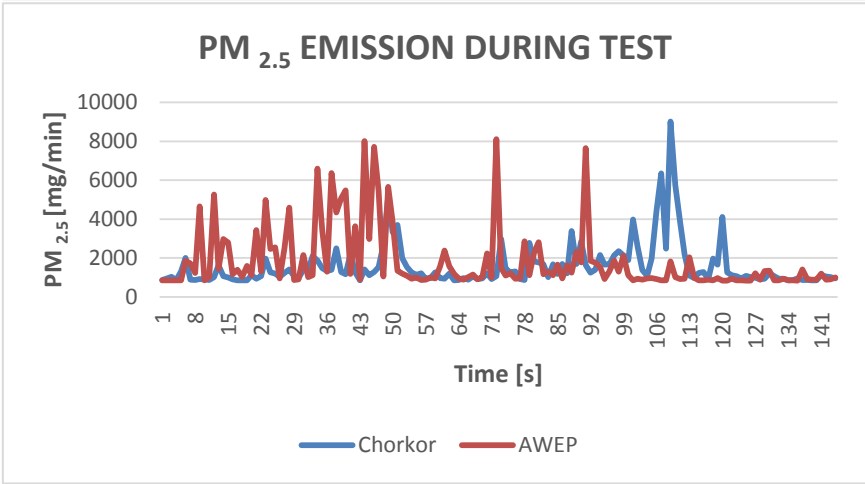
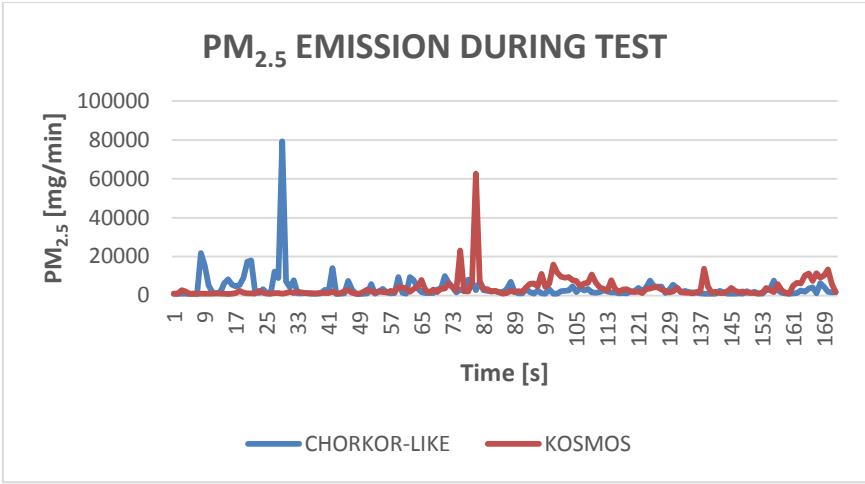
Figure 13 depicts the recorded $PM_{2.5}$ for the stoves with minimum values of 849.2 and 843.4 mg/min for Chorkor-Otuam and AWEP stoves respectively. The maximum values were 9015 and 8104 mg/min with an average values of 1585.7 and 1821.1 mg/min for Chorkor-Otuam and AWEP stoves respectively. There was no significant difference between the means (14.8%) for the emissions.

Figure 13 depicts the recorded $PM_{2.5}$ for the stoves with minimum values of 847.3 and 872.4 mg/min for Chorkor-KOSMOS and KOSMOS Oven respectively. The maximum values were 79334.6 and 62659.4 mg/min with average values of 3684.6 and 3836.9 mg/min for Chorkor-KOSMOS and KOSMOS Oven respectively. There was no significant difference between the means (4.1%) for the emissions.

Figure 13 depicts the recorded $PM_{2.5}$ for the stoves with minimum values of 847.3 and 855 mg/min for Chorkor-KOSMOS and TULLOW Oven respectively. The maximum values were 79334.6 and 28807.2 mg/min with average values of 3684.6 and 6423 mg/min for Chorkor-KOSMOS and KOSMOS Oven stoves respectively. There was a significant difference between the means (74.3%) for the emissions.

Figure 13 depicts the recorded $PM_{2.5}$ for the stoves with minimum values of 872.4 and 855 mg/min for KOSMOS Oven and TULLOW Oven respectively. The maximum values were 62659.4 and 28807.2 mg/min with average values of 3836.9 and 6423 mg/min for KOSMOS and TULLOW Oven respectively. With the time recorded, there was a significant difference between the means (67.4%) for the emissions.

Figure 13 depicts the recorded $PM_{2.5}$ for the stoves with minimum values of 847.3 and 847.3 mg/min for Chorkor-KOSMOS and FTT stoves respectively. The maximum values were 79334.6 and 41669 mg/min with average values of 3684.6 and 910.8 mg/min for Chorkor-KOSMOS and FTT stoves respectively. With the time recorded, there was no significant difference between the means (75.3%) for the emissions.



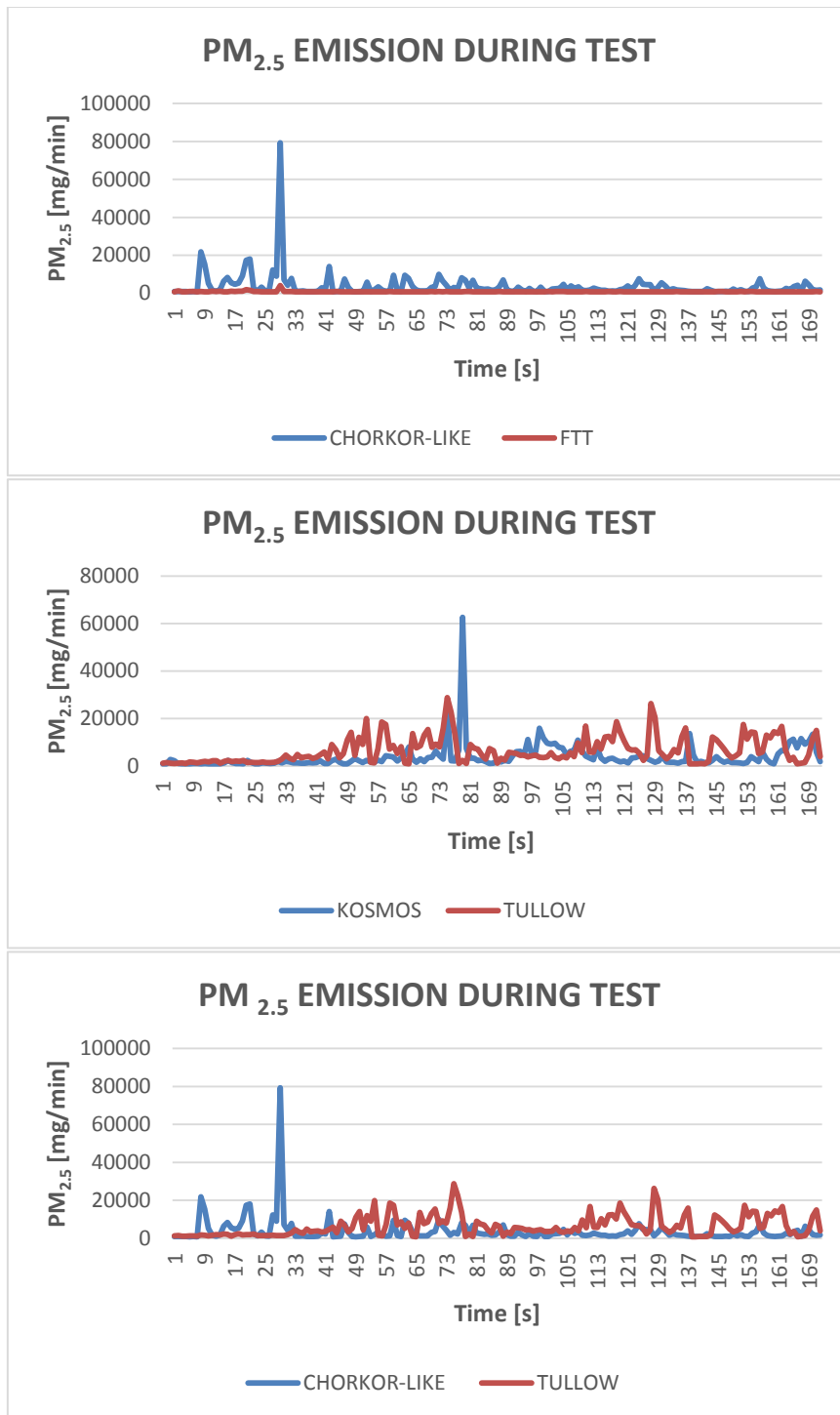


Figure 13 depicts the recorded PM_{2.5} for the stoves with minimum values

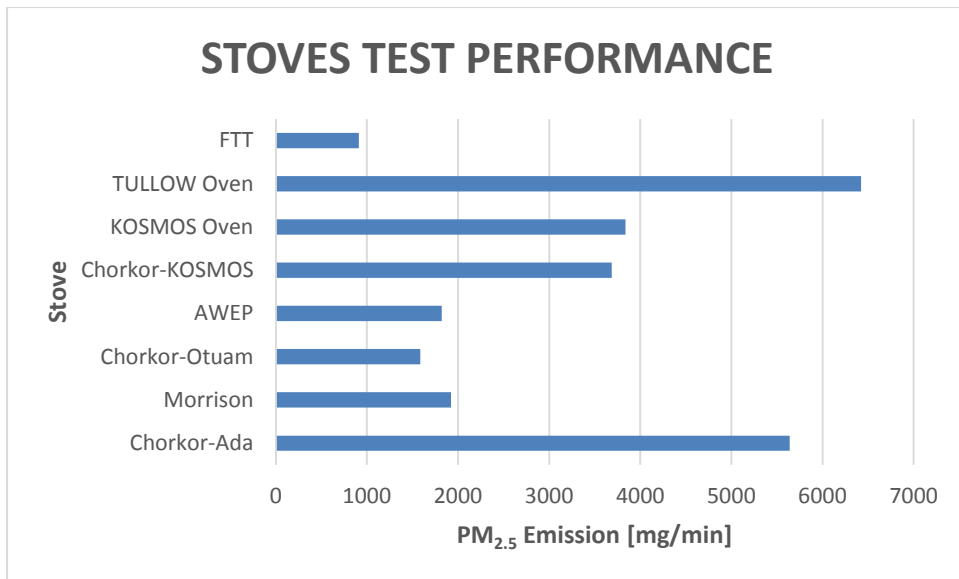


Figure 14 Summary of stoves test performance (PM_{2.5} emission).

From Figure 14 it was observed that Chorkor-Ada, Chorkor-KOSMOS, KOSMOS Oven and TULLOW Oven emitted more PM_{2.5} at a rate greater than 2000 mg/min

5.0 Conclusions

CCTs were performed at Ada-Foah, Otuum, Ankobra and Accra for fish smoking and compared the fuel efficiencies and emissions of the constructed stoves at various locations.

For total weight of food cooked for the various stoves, the analyses showed that there were no significant differences between the means at various locations.

There were no char remaining after cooking using Chorkor-Ada and Morrison stoves as fuels were allowed to burn completely which had been the normal practice in the community.

Weight of char remaining after cooking for the various stoves were determined to be 362 and 74 g for Chorkor-Otuum and AWEF respectively, 841, 989.5 and 1526.5 g for Chorkor-KOSMOS, KOSMOS-Oven and TULLOW Oven respectively. There was no significant difference between the means (Chorkor-KOSMOS and KOSMOS Oven) but a significant difference between the means (Chorkor-KOSMOS, KOSMOS Oven against TULLOW Oven).

Weight of char remaining after cooking for the various stoves was determined to be 841 and 450 g for the Chorkor-KOSMOS and FTT stoves respectively. There was a significant difference between the means.

Equivalent dry wood consumed for the various stoves were determined to be 45455.9 and 26310.1 g for Chorkor and Morrison stoves respectively; 34805.8 and 28389 g for AWEF and Chorkor-Otuum respectively; 41194.1, 26214, 74145.3 and 23259.5 g for Chorkor-KOSMOS, KOSMOS Oven, TULLOW Oven and FTT respectively. All the analyses showed a significant difference between the means.

The specific fuel consumption were determined to be 494 and 313.2 g/kg for Chorkor-Ada and Morrison stoves respectively and 1822.5 and 1461.8 g/kg for Chorkor-Otuum and AWEF respectively. There was a fuel savings of 36.6% for Morrison and 19.8 for AWEF but does not meet the EnDev requirement of 40%.

The specific fuel consumption were determined to be 2304.1, 2820 and 3667.9 g/kg for Chorkor-KOSMOS, KOSMOS Oven and TULLOW Oven respectively. There was a fuel losses of 22.4% by using the KOSMOS Oven and 59.2% when using the TULLOW Oven. Between KOSMOS Oven and TULLOW Oven there was 30% fuel loss when using the TULLOW Oven.

The specific fuel consumption were determined to be 2304.1 and 1227.4 g/kg for Chorkor-KOSMOS and FTT respectively. There was a fuel saving of 46.7% for the FTT which met the EnDev requirement of 40% but note that the test was performed under different environmental conditions as well as fuel used.

Total cooked times for the various stoves were determined to be 312 and 285 min for Chorkor-Ada and Morrison respectively. There was a time saving of 5.7% for the Morrison stove.

Total cooked times were determined to be 765 and 709 min for Chorkor-Otuam and AWEP respectively. There was a time saving of 7.3%. The trays are larger than that of the AWEP and only one firepot was used for the Chorkor-Otuam stove.

Total cooked times were determined to be 368, 465 and 611 min for Chorkor-KOSMOS, KOSMOS Oven and TULLOW Oven respectively. There was no significant difference between the means and time loss of 26.4% (Chorkor-KOSMOS and KOSMOS Oven) but a significant difference between the means and a time saving of 66% (Chorkor-KOSMOS and TULLOW Oven) and a time saving of a time saving of 31.4 % (KOSMOS Oven and TULLOW Oven).

Total cooked times were 368 and 393.5 min for Chorkor-KOSMOS and FTT respectively. There was a time saving of 6.9%.

It was determined that the processing rates were 185.1 and 190.4 g/min for the Chorkor-Ada and Morrison stoves respectively which gave an increased in production by 2.8% when using the Morrison stove.

Processing rates of 25 and 27.5 g/min for Chorkor-Otuam and AWEP respectively which gave an increased by 9.0% when using the AWEP stove.

Processing rates of 54.8, 45.7 and 30.6 g/min were determined for the Chorkor-KOSMOS, KOSMOS Oven and TULLOW Oven respectively. This gave a decreased in production by 16.5% and 44% when using the KOSMOS Oven and TULLOW Oven respectively and an increase of 33% when compared KOSMOS Oven and TULLOW Oven. Processing rate of 44.2 g/min was determined for the FTT stove when compared to Chorkor-KOSMOS it gave a decreased by 19.2%.

The bulk moisture contents of the smoked fish on the stoves at the various locations were determined to be as follows: Ada-Foah (Chorkor = 47.7% and Morrison = 39.4%); Otuam (Chorkor = 60.4% and AWEP = 58.3%); Ankobra (Chorkor-KOSMOS = 59.5%, KOSMOS Oven = 55% and TULLOW Oven = 59.2%) and GSA (FTT = 63.4%).

CO average values of 49.8 and 30.0 g/min were determined for Chorkor-Ada and Morrison stoves respectively and 28.9 and 25.8 g/min for Chorkor-Otuam and AWEP stoves respectively. There was no significant difference between the means for the emissions.

CO average values of 24.6, 28.1 and 70.4 g/min were determined for Chorkor-KOSMOS, KOSMOS Oven and TULLOW Oven respectively. There was no significant difference between the means (Chorkor-KOSMOS and KOSMOS Oven) and a significant difference between the means (Chorkor-KOSMOS and TULLOW Oven; KOSMOS Oven and TULLOW Oven) for the emissions.

The average values of CO were 24.6 and 15.7 g/min for Chorkor-KOSMOS and FTT stoves respectively and no significant difference between the means for the emissions.

The average PM_{2.5} values of 5638.5 and 1922.2 mg/min were determined for Chorkor-Ada and Morrison stoves respectively. There was a significant difference between the means for the emissions and 1585.7 and 1821.1 mg/min for Chorkor-Otuam and AWEP stoves respectively. There was no significant difference between the means for the emissions.

The average PM_{2.5} values recorded were 3684.6, 3836.9 and 6423 mg/min for Chorkor-KOSMOS, KOSMOS Oven and TULLOW Oven respectively. There was no significant difference between the means (Chorkor-KOSMOS, KOSMOS Oven) but a significant difference between the means (Chorkor-KOSMOS and TULLOW Oven; KOSMOS Oven and TULLOW Oven) for the emissions.

The average PM_{2.5} values recorded were 3684.6 and 910.8 mg/min for Chorkor-KOSMOS and FTT stoves respectively. There was a significant difference between the means for the emissions.

It can be concluded that almost all the stoves does not meet the EnDev requirements but the Morrison could be considered for promotion.

References

Rob Bailis, 2004. The Household Energy and Health Programme, Shell Foundation, August 2004.